

SEVILLE

HURRICANE

Preparedness Guide

Whether you are new to Florida or a native - preparedness is key in navigating Florida's Hurricane Season. In this guide you'll find a wealth of information specific to Seville at Tradition to include contact numbers, tips, and checklists. Additional Information can be found by visiting the City of Port St. Lucie's Emergency website: www.cityofpsl.com/em

IMPORTANT CONTACT INFO

Police (non-emergency): 772-871-5000
Fire (non-emergency): 772-621-3400
Public Safety: 772-462-8100
Florida Emergency Info Line: 800-342-3557
Campbell Emergency Line: 800-709-6441
Animal Control: 772-871-5042
PSL 24/7 City Hall 772-871-1775
Public Works: 772-871-5100
Utility Systems: 772-873-6400
Waste Pro: 772-873-6317
Department of Health: 772-462-3800
Mosquito Control: 772-462-1692
FPL (downed wires): 800-468-8243
Power Outage Tracker: www.fplmaps.com
Gas Emergencies: 800-993-7546
24-Hour Radio Stations: 88.9 FM & 1590 AM



LOCAL SHELTERS

Nearest Special Needs Shelter

Port St. Lucie Community Center
 2195 SE Airoso Blvd.
 Port St. Lucie, FL 34984

Nearest Shelter

Treasure Coast High School
 1000 SW Darwin Blvd
 Port St. Lucie, FL 34953

Nearest Pet Friendly Shelter

Fort Pierce Westwood High School
 1801 Panther Ln
 Fort Pierce, FL 34947

Before the Storm

- 🌀 Fill up your vehicle(s) with gas
- 🌀 Take a 360 degree video around your home and property as well as contents inside
- 🌀 Ensure your Emergency Preparedness Supply List and Go Kit are stocked
- 🌀 Secure your home to include outdoor furniture, potted plants and decorations
- 🌀 Fill up bathtub and sinks with water for cleaning and sanitation use

Your Hurricane Preparedness Supply is a list of items that, while we hope you never need to use, will be helpful if there is damage from a severe Hurricane that causes power outages, physical damage to homes and landscape as well as flooding. As Hurricanes in Florida can turn one way or another relatively quickly, it is a good idea to keep yourself fully stocked year round to avoid the mad rush of local residents attempting to grab essentials, out of stock high demand items and an increase of price of items in demand.

PREPAREDNESS SUPPLY LIST






- ☐ 3 DAY SUPPLY OF DRINKABLE WATER (RECOMMENDATION IS 1 GALLON PER PERSON PER DAY)
- ☐ 3 DAY SUPPLY OF NON PERISHABLE FOOD AND SNACKS
(CANNED ITEMS SUCH AS TUNA, VEGETABLES, FRUITS, SOUPS AS WELL AS OTHER ITEMS THAT DO NOT REQUIRE REFRIGERATION SUCH AS PEANUT BUTTER, BREAD, CEREAL ETC.)
- ☐ 3 DAY SUPPLY OF FOOD FOR ALL PETS
- ☐ BLEACH (UNSCENTED) AND MEDICINE DROPPER TO PURIFY WATER (8 DROPS PER GALLON)
- ☐ BATTERY-OPERATED RADIO
- ☐ BATTERY POWERED FAN
- ☐ BATTERIES
- ☐ CELL PHONE PORTABLE CHARGER
- ☐ MANUAL CAN OPENER
- ☐ DISPOSABLE EATING UTENSILS
- ☐ DUCT TAPE
- ☐ BASIC TOOL KIT
- ☐ MOSQUITO REPELLENT
- ☐ FIRE EXTINGUISHER
- ☐ FLASH LIGHT FOR EACH PERSON
- ☐ GAS GRILL OR STERNO (OUTDOOR USE ONLY)
- ☐ BACK UP PROPANE
- ☐ MATCHES OR LIGHTER
- ☐ POCKET KNIFE
- ☐ CARDS, BOARD GAMES & BOOKS
- ☐ NON PRESCRIPTION MEDICATIONS
- ☐ STOCKED GO KIT

Your Hurricane Go Kit should ideally be placed in a water tight storage container and be available to grab and go should you need to have to evacuate or choose to hunker down in the safest area of your home. Hurricanes in Florida can change course and strength quickly and preparedness is key.

EMERGENCY GO KIT LIST

- ☐ COPY OF THIS GUIDE
- ☐ 7DAY SUPPLY OF ALL RX MEDICATION
- ☐ 7 DAY SUPPLY OF ALL PET MEDICATION
- ☐ HYGIENE PRODUCTS
- ☐ CASH (SMALL BILLS)
- ☐ FIRST AID KIT
- ☐ WHISTLE
- ☐ COPIES OF IMPORTANT DOCUMENTS
- ☐ HAND SANITIZER
- ☐ CHANGE OF CLOTHES
- ☐ ADDITION PAIR OF STURDY SHOES
- ☐ FLASH LIGHT
- ☐ PET ITEMS SUCH AS COLLAR AND LEASH

After the Storm

-  Do not go outside until all clear has been given
-  Take a 360 degree video around your home and property as well as contents inside
-  Report any downed wires – do not approach even if they appear to be dead
-  Do not step or wade through standing water
-  Check on your neighbors